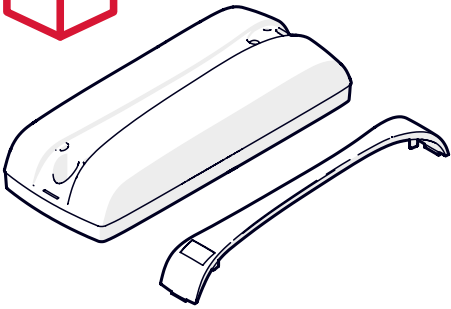


Installation Instructions - version 1.03

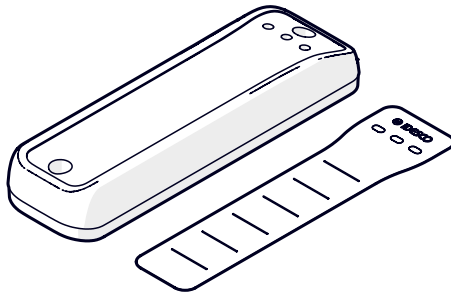
7C 2.0 / 8CD 2.0 / 7AH / 8CL 2.0



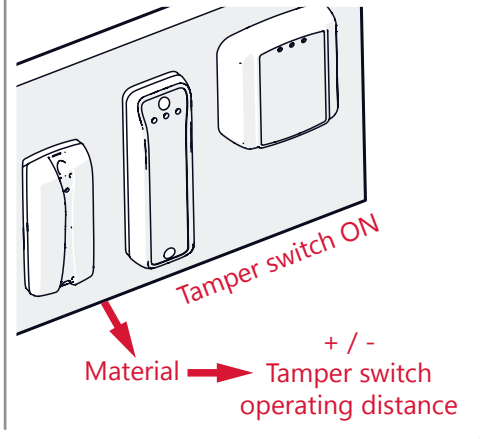
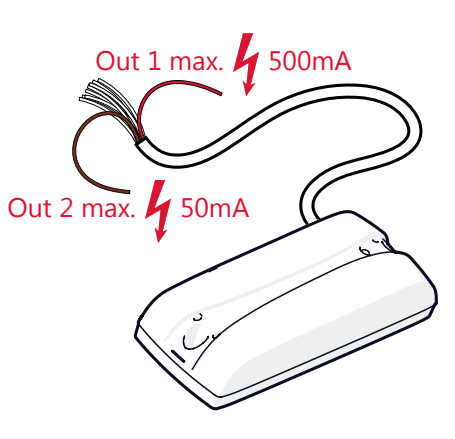
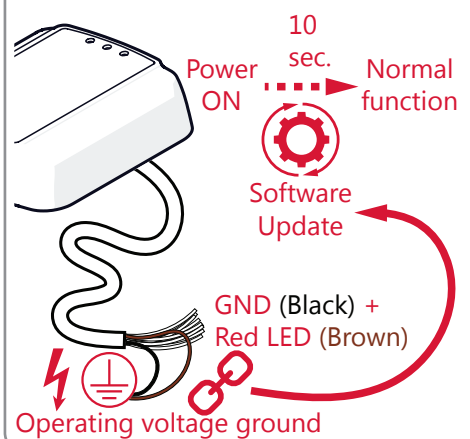
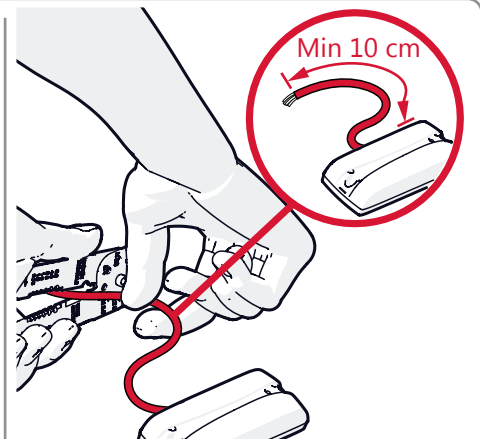
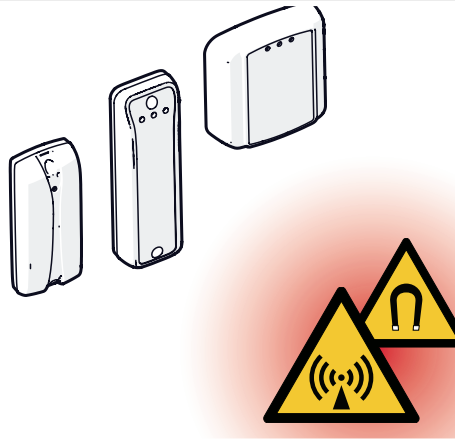
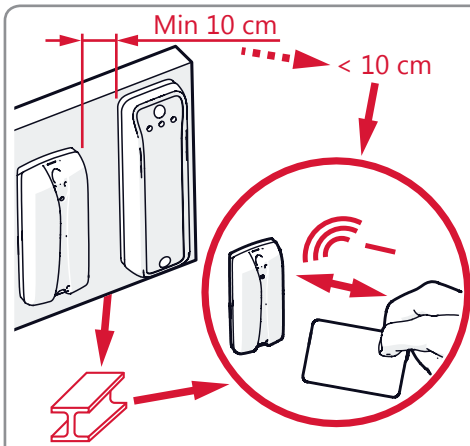
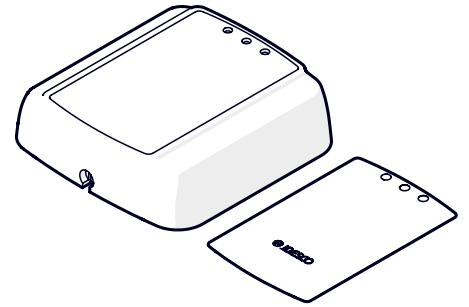
Basic



Slim



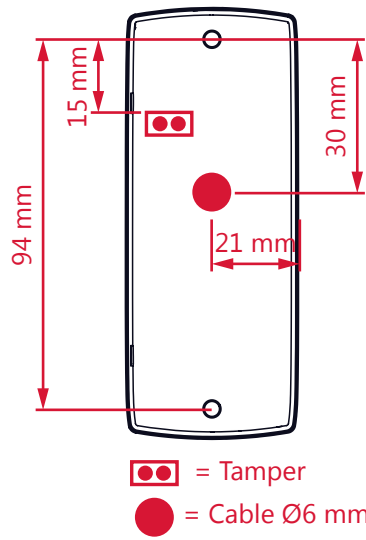
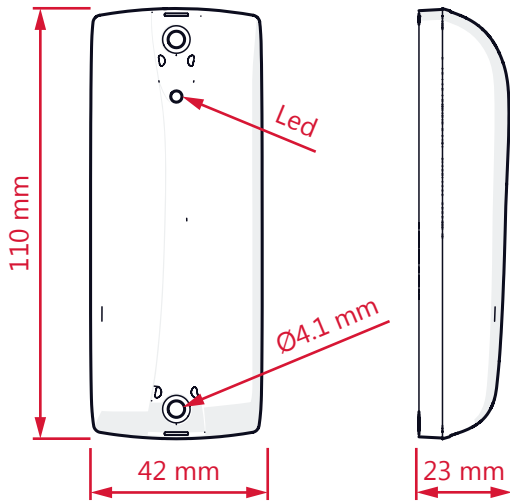
Quattro



Idesco Oy vakuuttaa, että 7C 2.0 / 8CD 2.0 / 7AH / 8CL 2.0 -lukija on direktiivien 2014/30/EU (EMC), 2014/35/EU (Low voltage directive), 2011/65/EU (RoHS) ja 2014/53/EU (RED) oleellisten vaatimusten ja sitä koskevien direktiivien muiden ehtojen mukainen.

7C 2.0 / 8CD 2.0 / 7AH / 8CL 2.0 reader herewith complies with the requirements of the EMC Directive 2014/30/EU, the Low Voltage Directive 2014/35/EU, the RoHS Directive 2011/65/EU, the RED Directive 2014/53/EU and carries the CE marking accordingly.

Basic

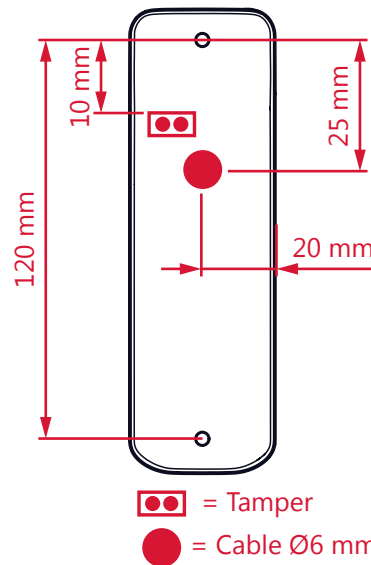
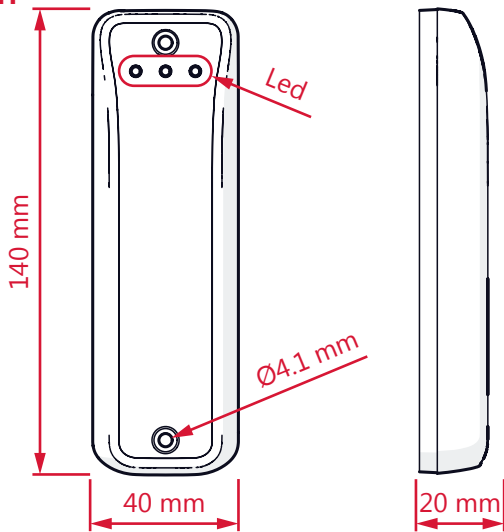


Power supply:
10...30 VDC 150 mA

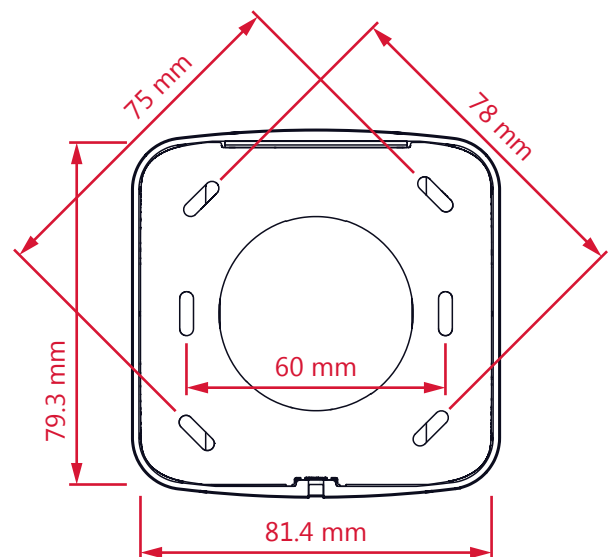
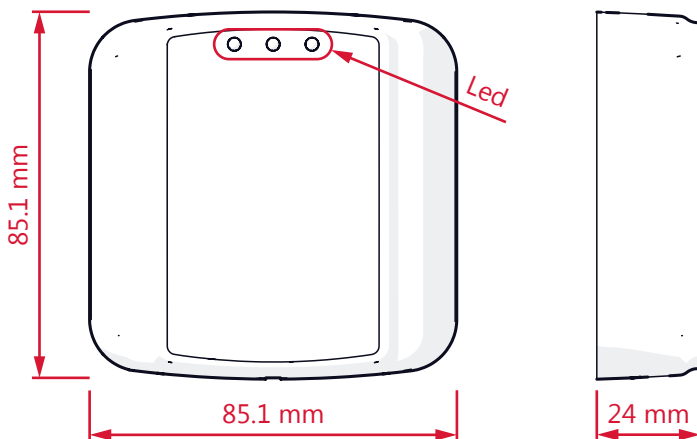
Connection:

10...30 VDC.....	Red
GND.....	Black
WIE0 / (Data).....	Green
WIE1 / (Clock).....	White
TxD.....	Pink
RxD.....	Grey
Green LED.....	Blue
Red LED / DWNL.....	Brown
Buzzer.....	Yellow
In 1.....	White / Green
Out 1.....	Red / Blue
Out 2.....	Brown / Green

Slim



Quattro



Click the lens or paste the sticker in place to finalize the installation.

Idesco Oy reserves the right to revise this publication and to make changes to its content as well as the right to change or discontinue these products, at any time, without obligation to notify any person or entity of such revisions or changes. All trademarks and registered trademarks are property of their respective owners. C00713E